20 14

21

2023-3-2

3 1 “ ”

6G

” ”

“ ”

2023-3-2

3 2 20%

“ ”

“

” “ ” 1200 1.3

REITS

21 2023-3-2

3 2

REIT

REIT 100

REITs REITs REITs

REITs

2022 12 8 REITs REITs

2022 REITs

REITs

” ”

58 5

2023-3-5

2023 2021

58 19 “ 5

”

” ”

3

6 20 200

6

2023-3-8

( )

600

2021

” ”

2023-3-13

“ + ”

“ ” “ ”

“ ”

“ ”

180MW

2023-3-14

2022 (300093)

3 13 “

” “ ”

” ”

SEMI 2023

2023-3-21

2023 3 21 SEMI

Fab Forecast 2023 22%

760 2024 21% 92

2023

HPC

2023 2026

” ”

330

2023-3-31

2022

330

25

2022

330

25

2023-4-11

“ ”

2025

320 180

70%

“ ”

3000







Viessmann

10 “ ”

” ”

21 2023-3-2

2

2023-3-6

5

2023-3-6

3 5

“ ”

“

”

“ ”

2023-3-8

” ”

2022- 2025
600

2023-3-10

“ ”

2022 “ ”

2017-2021 “ ”

2022- 2025

“ ” “ ”

1.

”

2.

”

3.

”

4.

”

5.

”

6.

” ”

N

2023-3-16

30 2GW HJT

77 30GW

N Topcon

TOPCon HJT

N P

N

TOPCon

” ”

“ ”

2023

10

5% 10%

2023-3-22

3 22

500

“

” 5% 100,000

10%

” ”

2023 31

2023-3-27

1

“

”

3 28

2022 12

” ”

2030 42.5%

36 2023-3-30

2030

ÄÜIF¼36ß.ÁÑ,Ko!ÄÈ¼D@PÃ g ,ÞÄnÔ

0 ÈW--¼WÈ¼D08Ã 2030 27 42.5%

8Nƒ-Zc7-1y½O7-Ã

2023-4-4

GB/T 42482-2023

38

“ 90% þ 2GÝG¨ ÿ 3PÄ -10ÌLÌ

J0;.ºD0ÞÿD0ÇÞaBÈ 2GÝG¨ 6@ÈÞB3LîdWÈ

tÈP@6ÍîÃÈ¼Ñ

” ”

2030 40%

2023-4-18

Carbon Brief How the EU wants to race to net-zero with ‘Green Deal Industrial Plan’ “ ” “ ” 2030

(SBA)

Horizon Europe

. SBA

3.8 11.7%; 4.3 33.7%

1-3 868 31

544 92 ; 1097 18 ; 615

46 6

2023-3-1

46 6

Ga

46

6 6

6

---

65 12 SIC

2023-3-2

3 1 A

A 65

36 12 SiC

36 12 SiC

IDM

2023-3-3

“ ”

129

2023 2 27 562.75 1052.7

87% 128.87 12.24%

24% 12.88%

” ”

“ -271 ° C

”

2023-3-13

“ -271 ° C

”

“

”

2023-3-13

“

”

-273.15

77.77 30GW

2023-3-13

3 13

2022 3 12 2022 8 14

46GW 30GW 5GW

30GW 2023

30GW

(“ ”)

(“ ”) 77.77

179.9 29.22

N TOPCon 25%

3 GWP

2023-3-15

R 454B

. .

2002 “ ”

500 1800

e., Ltd.

Sonsuz ”)

Urtetim Sanayi

uz TTG

Sonsuz 51%

CEO

TTG

100+ 3 14 19

16 2022

58% 5 2022 24.8%

5000 27.6

110.4 216.6 1.2

35	12GW

2023-4-11

4 10

3.5GW 10GW

64 30GW 106 15GW

15GW 129.61

2022 34.42GW

82.65% 350.75 126.72% 23.28

2022 N ABC

ABC 26.5%

ABC PERC 15%

ABC &

2022 2023

300

4 11 440

300

80GW

2023-4-12

2023

80GW 2022

9 3GW 831.3MW

1.5GW 2.3GW

4.0

TCL 25GW N TOPCon 4.0

106 2024 160

13.5GW TOPCON

2023-4-18

4 17

“ ”

TOPCon

13.5GW

4590 4590

15%

5000

				550.00	128.74
				30.00	0.00
				25,000.00	5,478.53
				1,300.00	310.16
				100.00	16.54
				950.00	227.03
				300.00	43.70
				750.00	0.00
				300.00	32.30

“

( )

1.

2.

ώ فى `H ˙ ς

8289

ir@hanbell.cn

amywu@hanbel.cn

jiyuxuan@hanbell.cn

021-51365368